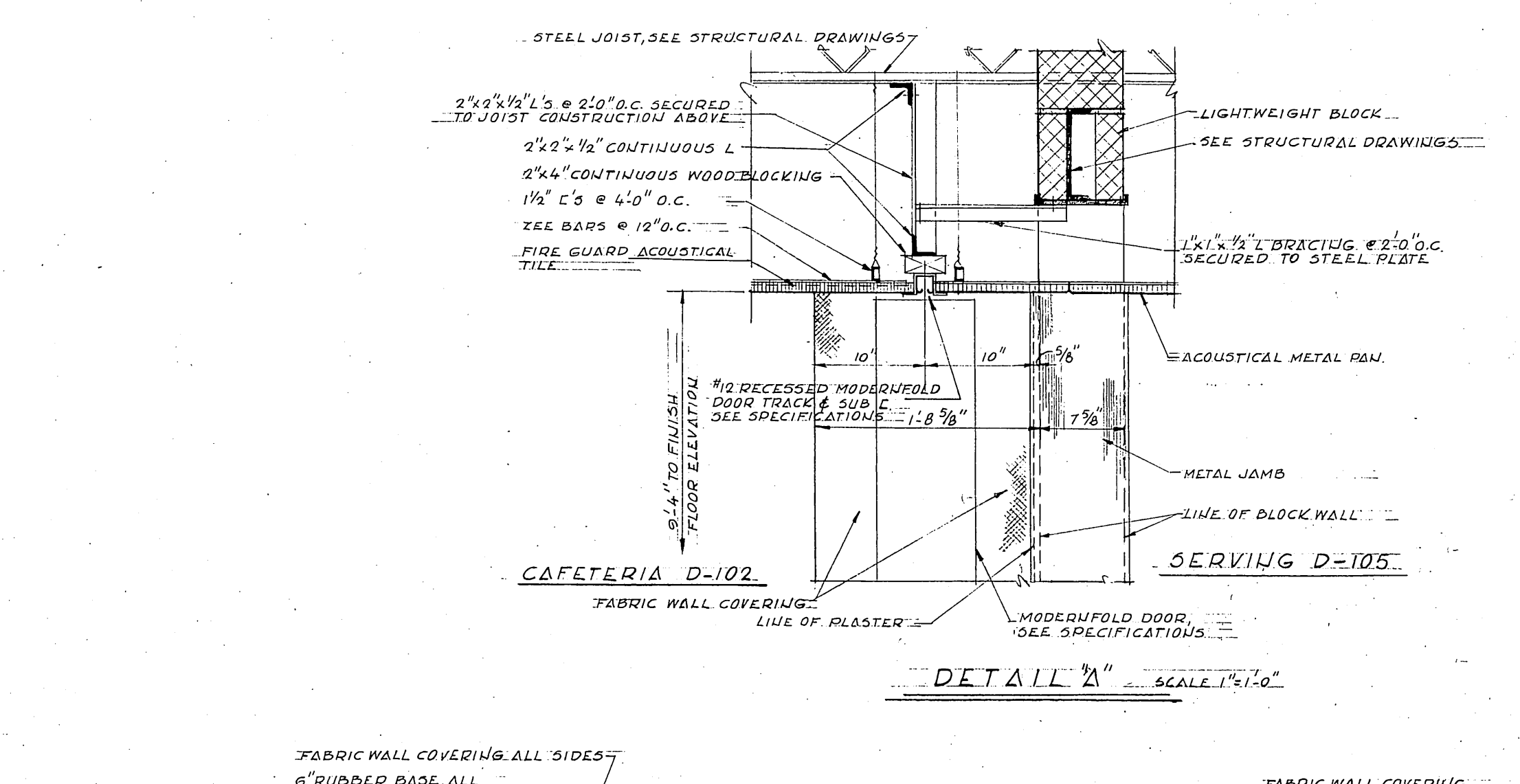


### UNIT "D" FIRST FLOOR ROOM FINISH SCHEDULE

NUMBER	N A M E	FINISH FLOOR	BASE	HGT.	WALL	CEILING	FINISH WALL	CEILING MATERIAL	HGT.	WINDOW	CEILING	REMARKS	FABRIC WALL COVERING	NUMBER
D-101	CORRIDOR	TERRAZZO	RUBBER	6"	---	---	---	PLASTER	ACCOUSTICAL TILE	9'4"	---	---	---	D-101
D-102	CAFETERIA	TERRAZZO	RUBBER	6"	---	---	---	PLASTER	ACCOUSTICAL TILE	9'4"	---	---	---	D-102
D-103	SEATING	QUARRY TILE	QUARRY TILE	6"	---	---	---	PLASTER	ALUMINUM ACCOUSTICAL TILE	9'4"	---	---	---	D-103
D-104	DISHWASH	QUARRY TILE	QUARRY TILE	6"	---	---	---	PLASTER	ALUMINUM ACCOUSTICAL TILE	9'4"	---	---	---	D-104
D-105	FACULTY DINING	TERRAZZO	RUBBER	8"	---	---	---	PLASTER	ALUMINUM ACCOUSTICAL TILE	9'4"	---	---	---	D-105
D-107	DISH RETURN	TERRAZZO	RUBBER	8"	---	---	---	PLASTER	ALUMINUM ACCOUSTICAL TILE	9'4"	---	---	---	D-106
D-108	VESTIBULE	TERRAZZO	RUBBER	6"	---	---	---	PLASTER	ALUMINUM ACCOUSTICAL TILE	9'4"	---	---	---	D-107
D-109	EMPLOYEES LOCKER ROOM	TERRAZZO	RUBBER	8"	---	---	---	PLASTER	ALUMINUM ACCOUSTICAL TILE	9'4"	---	---	---	D-108
D-110	WOMEN EMPLOYEES	TERRAZZO	RUBBER	8"	---	---	---	PLASTER	ALUMINUM ACCOUSTICAL TILE	9'4"	---	---	---	D-109
D-111	KITCHEN STORAGE	CONCRETE	RUBBER	6"	---	---	---	PLASTER	ALUMINUM ACCOUSTICAL TILE	9'4"	---	---	---	D-110
D-112	KITCHEN	QUARRY TILE	QUARRY TILE	6"	---	---	---	PLASTER	ALUMINUM ACCOUSTICAL TILE	9'4"	---	---	---	D-111
D-113	OFFICE	VINYL ASBESTOS	RUBBER	6"	---	---	---	PLASTER	ALUMINUM ACCOUSTICAL TILE	9'4"	---	---	---	D-112
D-114	CASHIER	VINYL ASBESTOS	RUBBER	6"	---	---	---	PLASTER	ALUMINUM ACCOUSTICAL TILE	9'4"	---	---	---	D-113
D-115	COOLING ROOM	TERRAZZO	RUBBER	6"	---	---	---	PLASTER	ALUMINUM ACCOUSTICAL TILE	9'4"	---	---	---	D-114
D-116	BOILER ROOM	CONCRETE	RUBBER	6"	---	---	---	PLASTER	ALUMINUM ACCOUSTICAL TILE	9'4"	---	---	---	D-115
D-117	DOCK	CONCRETE	RUBBER	6"	---	---	---	PLASTER	ALUMINUM ACCOUSTICAL TILE	9'4"	---	---	---	D-116
D-118	TRASH	CONCRETE	RUBBER	6"	---	---	---	PLASTER	ALUMINUM ACCOUSTICAL TILE	9'4"	---	---	---	D-117
D-119	INCINERATOR	CONCRETE	RUBBER	6"	---	---	---	PLASTER	ALUMINUM ACCOUSTICAL TILE	9'4"	---	---	---	D-118
D-120	CUSTODIAN OFFICE	VINYL ASBESTOS	RUBBER	6"	---	---	---	PLASTER	ALUMINUM ACCOUSTICAL TILE	9'4"	---	---	---	D-119
D-121	CORRIDOR	TERRAZZO	RUBBER	6"	---	---	---	PLASTER	ALUMINUM ACCOUSTICAL TILE	9'4"	---	---	---	D-120
D-122	RECEIVING	CONCRETE	RUBBER	6"	---	---	---	PLASTER	ALUMINUM ACCOUSTICAL TILE	9'4"	---	---	---	D-121
D-123	DELETED	TERRAZZO	RUBBER	6"	---	---	---	PLASTER	ALUMINUM ACCOUSTICAL TILE	9'4"	---	---	---	D-122
D-124	COOL AND FREEZER	QUARRY TILE	QUARRY TILE	6"	---	---	---	PLASTER	ALUMINUM ACCOUSTICAL TILE	9'4"	---	---	---	D-123
D-126	CUSTODIAN	CONCRETE	RUBBER	6"	---	---	---	PLASTER	ALUMINUM ACCOUSTICAL TILE	9'4"	---	---	---	D-124
D-127	BARREL STORAGE	CONCRETE	RUBBER	6"	---	---	---	PLASTER	ALUMINUM ACCOUSTICAL TILE	9'4"	---	---	---	D-125

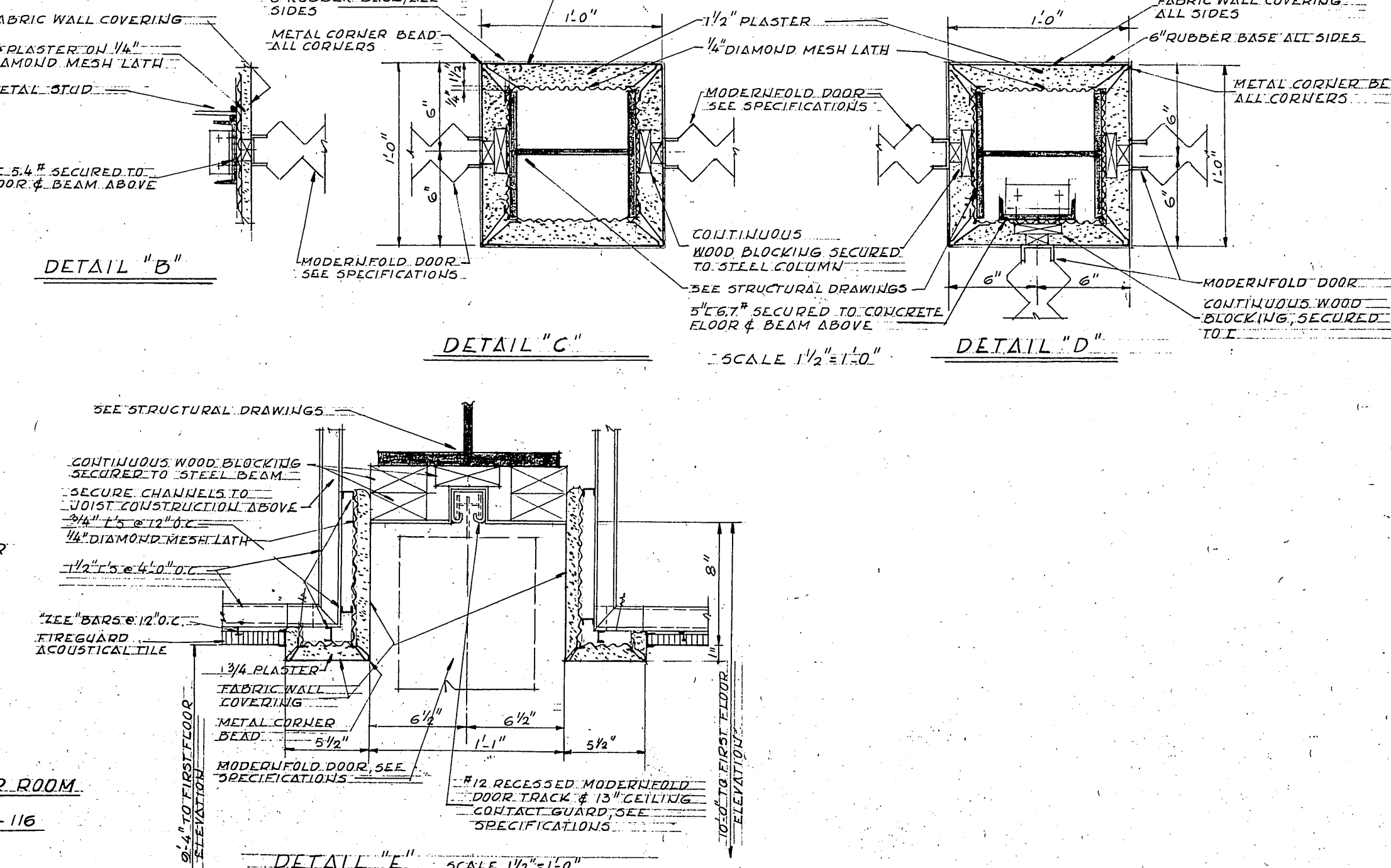
**UNIT "D" PLAN NOTES:**

- D-1. GENERAL CONTRACTOR TO PROVIDE A 30" x 116" DRIVE-IN REFRIGERATOR FOR RETURN AIR DUCTS. HEAD OF OPENING TO BE 2" ABOVE FINISH FLOOR. DUCTS BY MECHANICAL CONTRACTOR.
- D-2. GENERAL CONTRACTOR TO PROVIDE METAL LATH AND PLASTER BULKHEAD 2" ABOVE FINISH FLOOR. SEE TYPICAL BULKHEAD DETAIL SHEET G-26.
- D-3. GENERAL CONTRACTOR TO PROVIDE MASONRY BRUSH UPWARDS FROM PLUMB ROOM TO HEAD OF DRIP PAN AND MASONRY BRUSH UPWARDS SHALL BE PROVIDED AND INSTALLED BY MECHANICAL CONTRACTOR. VERIFY DIMENSIONS WITH MECHANICAL CONTRACTOR.
- D-4. GENERAL CONTRACTOR TO PROVIDE COKE WAREHOUSE WITH ALL CODE TO BE SET IN MASONRY. SEE SPECIFICATIONS AND DETAIL SHEET G-27.
- D-5. GENERAL CONTRACTOR TO PROVIDE A 31 1/2" x 21 1/2" MASONRY BRUSH UP TO 2" ABOVE FINISH FLOOR. BACK CHECK LUTEL.
- D-6. GENERAL CONTRACTOR TO PROVIDE A 4" HIGH LIGHTWEIGHT CONCRETE PAD ALL EXPOSED SIDES TO HAVE A 1/2" HIGH QUARRY TILE CURB. VERIFY SIZE & LAYOUT WITH MECHANICAL CONTRACTOR. SEE SECTION #4 SHEET G-27 FOR CONCRETE.
- D-7. KITCHEN EQUIPMENT CONTRACTOR TO PROVIDE A STAINLESS STEEL SINK. SEE SPECIFICATIONS.
- D-8. GENERAL CONTRACTOR TO PROVIDE A 1 1/2" WIDE POCKET IN CEILING & MASONRY BRUSH UP TO 2" ABOVE FINISH FLOOR.
- D-9. GENERAL CONTRACTOR TO PROVIDE A 1 1/2" x 16" OPENING IN WALL FOR RETURN AIR DUCTS. HEAD OF OPENING TO BE 2" ABOVE FINISH FLOOR.
- D-10. PROVIDE 1 1/2" DEEP POOL SHELVING, 3 SHELVES HIGH SECURED TO STEEL COLUMN. SEE DETAIL SHEET G-28. VERIFY DIMENSIONS WITH MECHANICAL CONTRACTOR. VERIFY DIMENSIONS WITH MECHANICAL CONTRACTOR.
- D-11. PROVIDE 1 1/2" DEEP POOL SHELVING, 3 SHELVES HIGH SECURED TO STEEL COLUMN. SEE DETAIL SHEET G-28. VERIFY DIMENSIONS WITH MECHANICAL CONTRACTOR.



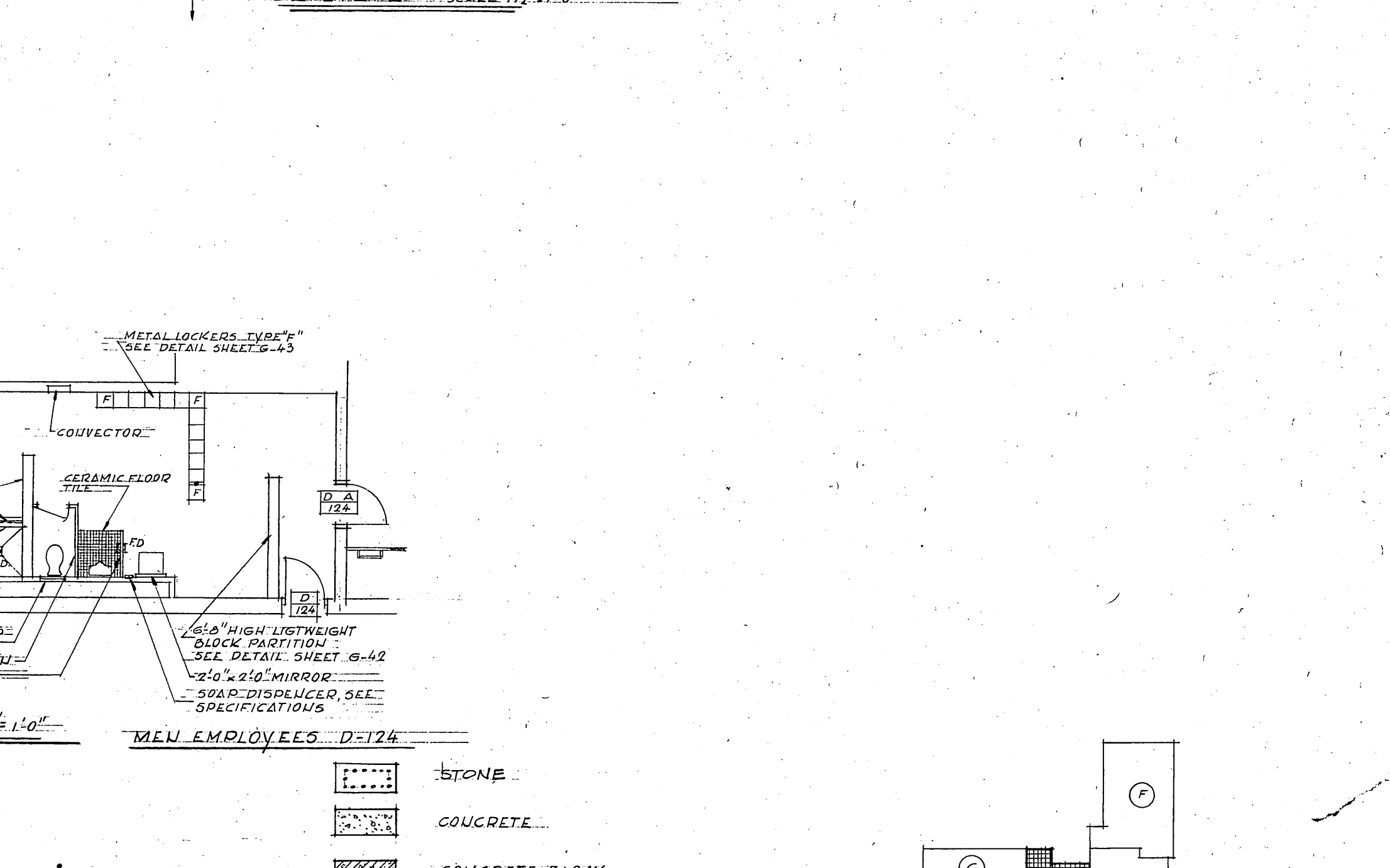
**UNIT "D" PLAN NOTES (continued):**

- D-12. GENERAL CONTRACTOR TO PROVIDE A 30" x 116" DRIVE-IN REFRIGERATOR FOR RETURN AIR DUCTS. HEAD OF OPENING TO BE 2" ABOVE FINISH FLOOR. DUCTS BY MECHANICAL CONTRACTOR.
- D-13. GENERAL CONTRACTOR TO PROVIDE METAL LATH AND PLASTER BULKHEAD 2" ABOVE FINISH FLOOR. SEE TYPICAL BULKHEAD DETAIL SHEET G-26.
- D-14. GENERAL CONTRACTOR TO PROVIDE MASONRY BRUSH UPWARDS FROM PLUMB ROOM TO HEAD OF DRIP PAN AND MASONRY BRUSH UPWARDS SHALL BE PROVIDED AND INSTALLED BY MECHANICAL CONTRACTOR. VERIFY DIMENSIONS WITH MECHANICAL CONTRACTOR.
- D-15. GENERAL CONTRACTOR TO PROVIDE COKE WAREHOUSE WITH ALL CODE TO BE SET IN MASONRY. SEE SPECIFICATIONS AND DETAIL SHEET G-27.
- D-16. GENERAL CONTRACTOR TO PROVIDE A 31 1/2" x 21 1/2" MASONRY BRUSH UP TO 2" ABOVE FINISH FLOOR. BACK CHECK LUTEL.
- D-17. GENERAL CONTRACTOR TO PROVIDE A 4" HIGH LIGHTWEIGHT CONCRETE PAD ALL EXPOSED SIDES TO HAVE A 1/2" HIGH QUARRY TILE CURB. VERIFY SIZE & LAYOUT WITH MECHANICAL CONTRACTOR. SEE SECTION #4 SHEET G-27 FOR CONCRETE.
- D-18. KITCHEN EQUIPMENT CONTRACTOR TO PROVIDE A STAINLESS STEEL SINK. SEE SPECIFICATIONS.
- D-19. GENERAL CONTRACTOR TO PROVIDE A 1 1/2" WIDE POCKET IN CEILING & MASONRY BRUSH UP TO 2" ABOVE FINISH FLOOR.
- D-20. GENERAL CONTRACTOR TO PROVIDE A 1 1/2" x 16" OPENING IN WALL FOR RETURN AIR DUCTS. HEAD OF OPENING TO BE 2" ABOVE FINISH FLOOR.
- D-21. PROVIDE 1 1/2" DEEP POOL SHELVING, 3 SHELVES HIGH SECURED TO STEEL COLUMN. SEE DETAIL SHEET G-28. VERIFY DIMENSIONS WITH MECHANICAL CONTRACTOR.
- D-22. PROVIDE 1 1/2" DEEP POOL SHELVING, 3 SHELVES HIGH SECURED TO STEEL COLUMN. SEE DETAIL SHEET G-28. VERIFY DIMENSIONS WITH MECHANICAL CONTRACTOR.



**UNIT "D" PLAN NOTES (continued):**

- D-23. GENERAL CONTRACTOR TO PROVIDE A 30" x 116" DRIVE-IN REFRIGERATOR FOR RETURN AIR DUCTS. HEAD OF OPENING TO BE 2" ABOVE FINISH FLOOR. DUCTS BY MECHANICAL CONTRACTOR.
- D-24. GENERAL CONTRACTOR TO PROVIDE METAL LATH AND PLASTER BULKHEAD 2" ABOVE FINISH FLOOR. SEE TYPICAL BULKHEAD DETAIL SHEET G-26.
- D-25. GENERAL CONTRACTOR TO PROVIDE MASONRY BRUSH UPWARDS FROM PLUMB ROOM TO HEAD OF DRIP PAN AND MASONRY BRUSH UPWARDS SHALL BE PROVIDED AND INSTALLED BY MECHANICAL CONTRACTOR. VERIFY DIMENSIONS WITH MECHANICAL CONTRACTOR.
- D-26. GENERAL CONTRACTOR TO PROVIDE COKE WAREHOUSE WITH ALL CODE TO BE SET IN MASONRY. SEE SPECIFICATIONS AND DETAIL SHEET G-27.
- D-27. GENERAL CONTRACTOR TO PROVIDE A 31 1/2" x 21 1/2" MASONRY BRUSH UP TO 2" ABOVE FINISH FLOOR. BACK CHECK LUTEL.
- D-28. GENERAL CONTRACTOR TO PROVIDE A 4" HIGH LIGHTWEIGHT CONCRETE PAD ALL EXPOSED SIDES TO HAVE A 1/2" HIGH QUARRY TILE CURB. VERIFY SIZE & LAYOUT WITH MECHANICAL CONTRACTOR. SEE SECTION #4 SHEET G-27 FOR CONCRETE.
- D-29. KITCHEN EQUIPMENT CONTRACTOR TO PROVIDE A STAINLESS STEEL SINK. SEE SPECIFICATIONS.
- D-30. GENERAL CONTRACTOR TO PROVIDE A 1 1/2" WIDE POCKET IN CEILING & MASONRY BRUSH UP TO 2" ABOVE FINISH FLOOR.
- D-31. GENERAL CONTRACTOR TO PROVIDE A 1 1/2" x 16" OPENING IN WALL FOR RETURN AIR DUCTS. HEAD OF OPENING TO BE 2" ABOVE FINISH FLOOR.
- D-32. PROVIDE 1 1/2" DEEP POOL SHELVING, 3 SHELVES HIGH SECURED TO STEEL COLUMN. SEE DETAIL SHEET G-28. VERIFY DIMENSIONS WITH MECHANICAL CONTRACTOR.
- D-33. PROVIDE 1 1/2" DEEP POOL SHELVING, 3 SHELVES HIGH SECURED TO STEEL COLUMN. SEE DETAIL SHEET G-28. VERIFY DIMENSIONS WITH MECHANICAL CONTRACTOR.



**TOILET ROOM EQUIPMENT LAYOUTS**

